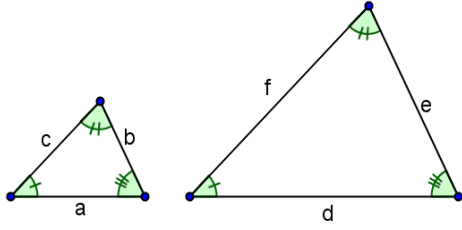


EŞLİK VE BENZERLİK

ADI-SOYADI:

SINIFI:

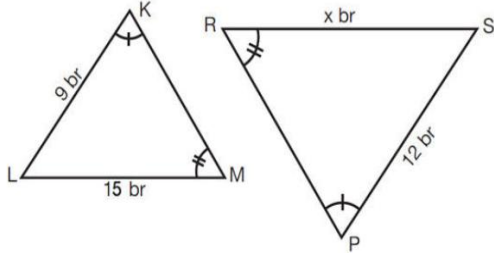
1)



Şekildeki üçgenlerin benzerlik oranı $\frac{2}{5}$ ve $a + b + c = 12 \text{ cm}$ ise $d + e + f$ kaç cm 'dir?

- A) 24 B) 25 C) 30 D) 60

2)

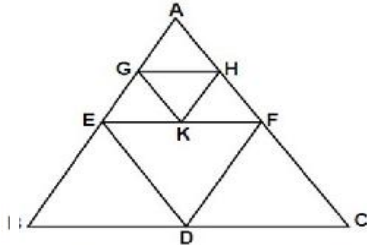


Şekilde verilen üçgenler benzer ise x kaç birimdir?

- A) $45/4$ B) $25/2$ C) 12 D) 20

3)

Şekildeki ABC eşkenar üçgeninin kenarlarının orta noktaları E, D, F ve AEF üçgeninin kenarlarının orta noktaları G, K, H 'dir.

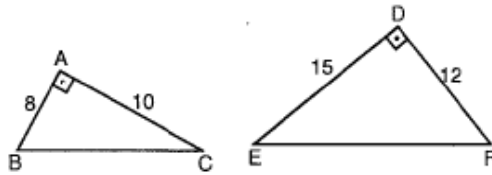


2013
SBS

Buna göre, ABC üçgeni ile KHG üçgeni arasındaki benzerlik oranı nedir?

- A) $\frac{1}{16}$ B) $\frac{1}{12}$ C) $\frac{1}{4}$ D) $\frac{1}{2}$

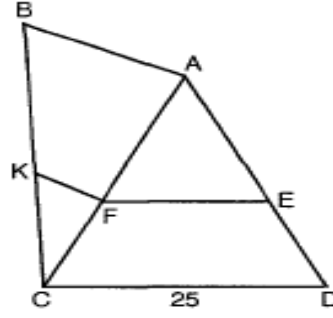
4)



ABC ve DEF dik üçgen, $[AB] \perp [AC]$, $[DE] \perp [DF]$
 $|AB|=8 \text{ cm}$, $|AC|=10 \text{ cm}$, $|DF|=12 \text{ cm}$, $|DE|=15 \text{ cm}$
olduğuna göre, $\frac{|BC|}{|EF|}$ oranı kaçtır?

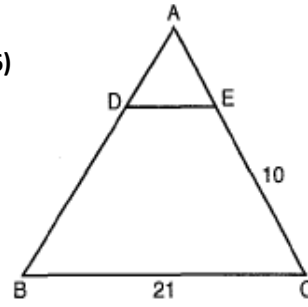
- A) $2/3$ B) $2/5$ C) $3/4$ D) $3/5$

5) $[AB] \parallel [FK]$ ve $[FE] \parallel [CD]$, $4|CK| = |BK|$,
 $|CD| = 25 \text{ cm}$ ise $|FE|$ kaç cm dir?



- A) 24 B) 20 C) 15 D) 10

6)



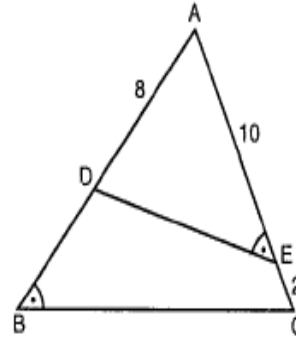
Şekilde $[DE] \parallel [BC]$,

$3|AD| = |AB|$ ise,

$|AE| + |DE|$ kaçtır?

- A) 11 B) 12 C) 13 D) 14

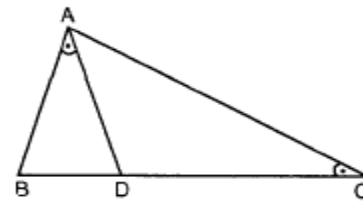
7)



Şekilde verilenlere göre $|AB|$ nedir?

- A) 12 B) 14 C) 15 D) 16

8)



Şekildeki üçgende $|AD| = 15 \text{ cm}$, $|AC| = 25 \text{ cm}$,
 $|BC| = 30 \text{ cm}$ ise, $|DC|$ kaç cm dir?

- A) 18 B) 20 C) 21 D) 22

A
H
M
E
T
E
R
O
L
B
O
S

A
H
M
E
T
E
R
O
L
B
O
S

A
H
M
E
T
E
R
O
L
B
O
S

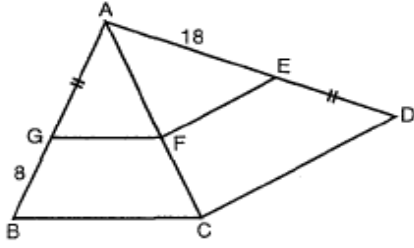
A
H
M
E
T
E
R
O
L
B
O
S

A
H
M
E
T
E
R
O
L
B
O
S

A
H
M
E
T
E
R
O
L
B
O
S

EŞLİK VE BENZERLİK

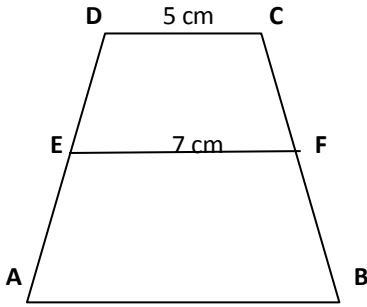
9)



ABC ve ACD üçgen, $[GF] // [BC]$, $[FE] // [CD]$,
 $|AG| = |ED|$, $|AE| = 18 \text{ cm}$, $|GB| = 8 \text{ cm}$ ise,
 $|AB|$ kaç cm dir?

- A) 18 B) 20 C) 21 D) 24

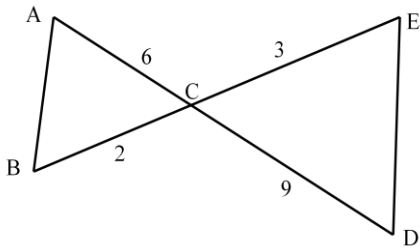
10)



$[DC] // [EF] // [AB]$, $|DC| = 5 \text{ cm}$,
 $|EF| = 7 \text{ cm}$ ve $|AD| = 3|ED|$ ise, $|AB|$ kaç
 cm dir?

- A) 10 B) 11 C) 12 D) 13

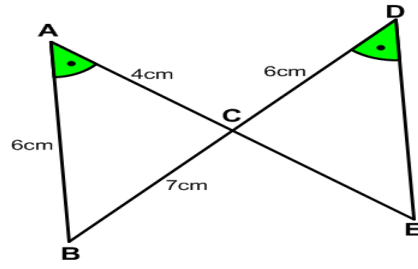
11)



$[AB] // [ED]$ ve $|AC| = 6 \text{ cm}$, $|CD| = 9 \text{ cm}$
 $|CE| = 3 \text{ cm}$, $|BC| = 2 \text{ cm}$ veriliyor.
 $|AB| + |ED| = 20 \text{ cm}$ olduğuna göre,
 $|ED|$ kaç cm olur?

- A) 12 B) 11 C) 10 D) 9

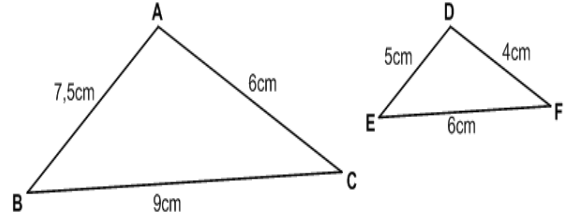
12)



Şekilde verilenlere göre $|DE|$ kaç cm dir?

- A) 7 B) 7,5 C) 8 D) 9

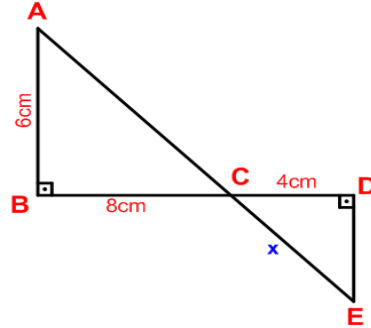
13)



Şekildeki üçgenlerin benzerlik oranı nedir?

- A) 2/3 B) 2/5 C) 3/4 D) 3/2

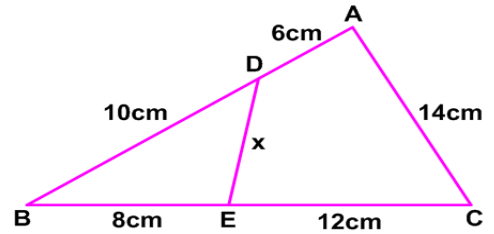
14)



Şekilde verilenlere göre x kaç cm dir?

- A) 2 B) 3 C) 4 D) 5

15)



Şekilde verilenlere göre x kaç cm dir?

- A) 5 B) 6 C) 7 D) 8